



How to sign up to Passport



Last Modified on 26/07/2017 4:05 pm AEST

To signup for a SportsTG Passport:

1. Go to <https://passport.sportstg.com>
2. SportsTG Passport combines your accounts - such as SportsTG Competitions, Membership or SportsTG Websites - in one location for easy access. To signup for a SportsTG Passport, select Register.

The screenshot shows the SportsTG Passport registration page. At the top left, there is a 'Support Passport' link. The main heading is 'PASSPORT'. Below this is a 'Sign in' section with an 'Email' input field, a 'Password' input field, and a green 'Sign in' button. To the right of the password field is a 'Forgot Password?' link. Below the sign in section are three social media login buttons: 'f Facebook', 't Twitter', and 'G+ Google+'. Below these buttons is a link that says 'Don't have an existing Passport account? Please register below.' and a red circle highlights the 'Register' button. At the bottom of the sign in section are links for 'Privacy Policy Terms & Conditions'. On the right side of the page, there is a banner with the SportsTG logo and the text 'INTRODUCING OUR NEW BRAND'. Below this is the text 'FOX SPORTS PULSE and Sports Technology Group have merged to become SportsTG.' and a dark blue button with the text 'FIND OUT MORE >'.

3. Fill out the details as shown below or choose to register for SportsTG Passport through Twitter or Facebook. Once done click on Create My Passport.

 Register with Twitter  Register with Facebook

Email Address

First Name

Family Name

Password

Re-enter Password

Country

State or Territory

Sport
 Choose your sport(s)

<input type="checkbox"/> Archery	<input type="checkbox"/> Athletics	<input type="checkbox"/> Australian Rules	<input type="checkbox"/> Badminton
<input type="checkbox"/> Baseball	<input type="checkbox"/> Basketball	<input type="checkbox"/> Cricket	<input type="checkbox"/> Hockey
<input type="checkbox"/> Indoor Sports	<input type="checkbox"/> Lacrosse	<input type="checkbox"/> Lawn Bowls	<input type="checkbox"/> Netball
<input type="checkbox"/> Rowing	<input type="checkbox"/> Rugby League	<input type="checkbox"/> Rugby Union	<input type="checkbox"/> School Sports
<input type="checkbox"/> Football/Soccer	<input type="checkbox"/> Squash	<input type="checkbox"/> Table Tennis	<input type="checkbox"/> Ten Pin Bowling
<input type="checkbox"/> Tennis	<input type="checkbox"/> TouchFootball	<input type="checkbox"/> Volleyball	<input type="checkbox"/> WaterPolo
<input type="checkbox"/> Weightlifting			

4. Select the communications you wish to receive and click on Create my Passport to complete the process.


Newsletters

Listed below, are some newsletters we thought you might be interested in based on your sport selection.

- Club Offers**
Competitions, promotional opportunities and advice for Sporting Club Administrators
- GameDay**
Topical game day news, information and fun competitions for everyone involved in community sport
- SP Digital**
Key product news and development updates about SportingPulse products and service

[Create my Passport](#)

5. A message will appear confirming the creation of you Passport.



Thanks for signing up

We've sent you an email to welcome you to Passport.
Make sure you click the link to confirm your email address and complete your Passport.

6. You will then receive a confirmation email. Open the email and click on the link to confirm your SP Passport.



Passport. Just. Easier.

Welcome! You're in.

[Click here to confirm your email address.](#)

Remember - Every time you interact with the Network, from registering to play, tracking your payments, requesting a game reminder or, in the future, checking on your games played history, the SP Passport will make your life in sport just easier.



Related Articles